


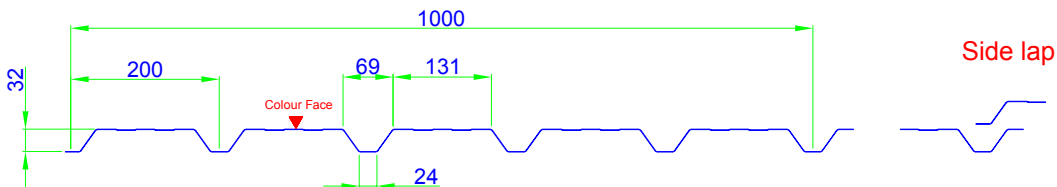
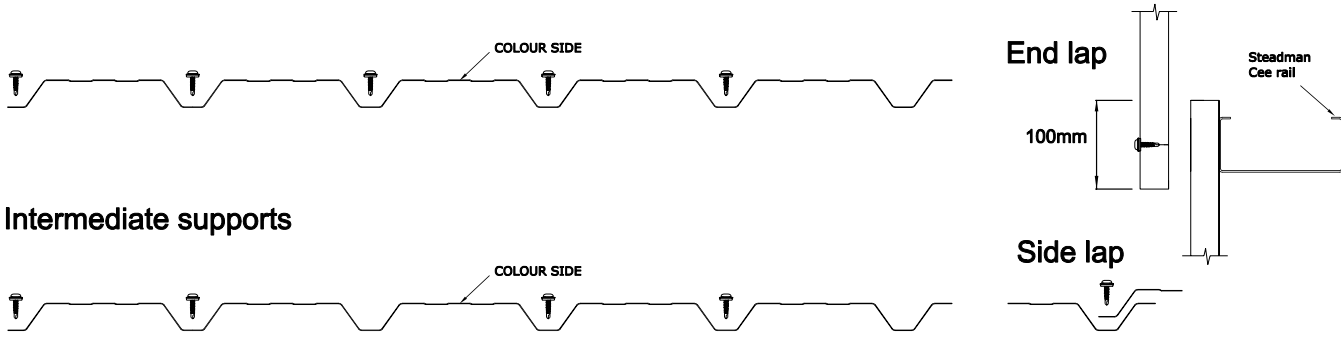
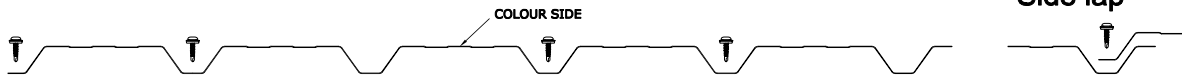



URP-1000W Highlight

Description	
Application	<p>Highlight is a painted steel profile with perforations to provide efficient ventilation and natural light for livestock buildings, equine arenas, ménages, milking parlours, or others buildings requiring good natural ventilation and light.</p> <p>Highlight fills the building with evenly distributed light and fresh air providing a natural sheltered environment ideal for all livestock and can alleviate the need for rooflights.</p> <p>Highlight has 4.5mm diameter holes punched into the broad flats of the profile creating a 25% open area allowing the excellent ventilations and natural light.</p> <p>Highlight is available in green, dark grey and light grey as standard colours.</p>
	
Profile depth	32mm
Profile cover width	1000mm
Profile pitch	200mm
Nominal profile weight	0.5mm = 4.8kg/m ²
Pack weight	Max 2.0t
Lengths	Minimum length 0.300m Maximum length 10.000m
Open area	25%
CE reference	N/A
	
<p style="text-align: center;">Direction of lay </p> 	
Materials	<p>Substrate: 0.5mm steel, Class1, S220GD+Z275, AZ150 or ZA255</p> <p>Paint finish options: Standard finishes: Juniper green Polyester SP 25µm external with light grey polyester internal finish. Merlin grey Polyester SP 25µm external with light grey polyester internal finish Light grey Polyester SP 25µm external with poly white polyester internal finish Agri-Steel™</p>

URP-1000W Highlight

Installation	
<div>End laps, top of wall, bottom of wall</div> <div></div> <div>Intermediate supports</div> <div></div>	
Laps/Sealants	<div>End laps: 100mm, no sealant.</div> <div>Side laps: one full rib overlap, no sealant.</div>
Fastener frequency	<div>End laps and perimeters (top and bottom of walls, penetrations): 5No/m (every trough), central to a 100mm end lap.</div> <div>Edge distance minimum 30mm.</div> <div>Intermediate supports: 4No/m (alternate troughs)</div> <div>Side laps: When specified, stitch at max 500mm centres.</div> <div></div>

URP-1000W Highlight

Fastener types	<p>Carbon steel 5.5mm Ø, 16mm or 19mm Ø sealer washer, colour matched head</p> <p>Stitchers: carbon steel 5.5mm or 6.3mm Ø, 16mm Ø sealer washer, colour matched head.</p> <p>MCRMA Guidance Note GD14 states a life expectancy of up to 12 years for carbon steel fasteners under external applications.</p> <p>Minimum embedment to timber 40mm.</p>
Delivery	<p>Store at ground level in a protected area, on bearers (placed above each other), at a slope to drain, under tarpaulin if to be stored for longer than a week.</p> <p>Lift with care (do not drag sheets): <6m- by site telehandler or forklift with tines set apart, 1 pack at a time, >6m by crane using slings (not chains).</p> <p>Inspect packs and record any damage/shortages on delivery paperwork, backed by photos to be sent to Trimform with a report within 48 hours.</p>
Site work	<p>Maximum span 1.8m.</p> <p>Highlight should be isolated from treated timber by, for example, a DPM, to prevent corrosion.</p> <p>On elevations subject to severe exposure or prevailing winds it is recommended that a non perforated matching profiled steel sheet manufactured be used instead of Highlight.</p> <p>Highlight should always be installed above solid walls and out of reach of the livestock to avoid damage and possible injury to animals.</p> <p>If the cladding is installed at a low level outside the building, fit a drip flashing as protection from the serrated edge of the perforated sheet.</p> <p>Side laps should face away from the prevailing wind</p> <p>Before installation check that the supporting structure is in a fit condition and to an acceptable installation tolerance to receive the wall construction.</p> <p>Where profiles have to be cut on site:</p> <ul style="list-style-type: none"> • Use a powered nibbler, reciprocating saw or circular saw. Do not use an abrasive wheel. • Support the profile along the line of the cut. • Protect the pre-coated finishes of the profile. • Clean any swarf or debris from the pre-coated finish of the profile immediately. <p>Minor scuffing of the colour coating should not be treated.</p> <p>Deeper scratches which reach the substrate should be repaired with touch-up paint.</p> <p>The touch-up paint should only be applied to the original scratch using a fine paint brush.</p> <p>As touch-up paint will dry to a slightly different colour than the original coating the area which is touched up should be kept as small as possible.</p> <p>Protect from following trades</p> <p>Do not allow build-up of straw and other debris to accumulate as this will reduce performance and may cause corrosion. Occasional washing down with a hosepipe will keep Highlight clear of any dirt and preserve its appearance.</p>



URP-1000W Highlight

Safety data

COMPOSITION/INFORMATION ON INGREDIENTS

Single skin coated steel profiled sheets products used for roof and wall cladding industrial and commercial buildings. Refer to Trimform and industry standard installation guidance for use. To be used in accordance with industry standard practices, Building Regulations and site RAMS. If any other use is to be considered, please contact Trimform.

HAZARDS

1. Under normal conditions of storage and when fixed, the products do not constitute a hazard.
2. During the fixing operation or whilst handling, laceration of the skin is possible on the edges of the sections, and if oil is present on the material skin contamination may occur.
3. When breaking open strapping which is used to secure bundles of sections, there is a risk of skin or eye injury.
4. Some components are heavy and injury may result from incorrect lifting or handling.
5. Cutting the product may cause flying swarf, which could injure skin, particularly eyes.
6. When subjected to elevated temperatures, e.g. during welding or flame cutting, fumes containing oxides of iron and zinc may be produced, which can cause metal fume fever if inhaled. This is a short lasting condition with symptoms similar to influenza.
7. If involved in a fire, any plastic components could degrade and generate smoke and fumes, which could be toxic if inhaled.

FIRST AID MEASURES

- Inhalation: N/A
- Skin: Wash with soap and water
- Eyes: If dust makes contact with eyes, rinse with clean water
- Ingestion: N/A
- Other: Seek medical attention if any symptoms persist

FIRE-FIGHTING MEASURES

Packaging, rubber elements and protective coatings may be combustible and emit hazardous fumes.

ACCIDENTAL RELEASE MEASURES



Product discarded in an unaltered form is classified as a non-hazardous waste.

HANDLING/STORAGE

1. Store in a location free from ignition hazard, such as open flames, cutting and welding torches, high surface temperatures, electric heaters and other forms of direct radiant heat.
2. Ensure stability of stack and provide adequate aisle space for access between stacks.
3. Store packs off the ground and on a slope so that should rain water penetrate the wrapping, water will drain away.
4. Support the packs evenly with bearers spaced at 2m. Bearers should always be placed one directly above another.
5. During the fixing operation or whilst handling, laceration of the skin is possible on the edge of the sheet.
6. Product is supplied in heavy bundles and injury may result from incorrect lifting or handling.
7. Cutting the product may cause flying swarf, which could injure skin, particularly eyes. Cutting can also

URP-1000W Highlight

	<p>produce dust, which can cause irritation if inhaled.</p> <p>EXPOSURE CONTROL/PERSONAL PROTECTION</p> <ol style="list-style-type: none"> 1. Protective clothing, particularly gloves, should be worn to avoid skin laceration. 2. Eye and ear protection should be used when cutting. 3. Do not use flame cutting equipment, blow lamps, or any high temperature equipment or process near the panels. 4. In a fire, breathing apparatus should be worn. <p>PHYSICAL AND CHEMICAL PROPERTIES</p> <p>Coated steel sheets rolled to various profiles. Steel is hot-dip galvanised or Aluzinc coated.</p> <p>STABILITY AND REACTIVITY</p> <p>Stable and un-reactive under normal conditions.</p> <p>TOXICOLOGICAL INFORMATION</p> <p>N/A</p> <p>ECOLOGICAL INFORMATION</p> <p>No known adverse environmental effects.</p> <p>DISPOSAL INFORMATION</p> <p>Dispose at an authorised metal recycling facility in accordance with the Waste Management Licensing Regulations.</p> <p>Observe usual safety precautions with polythene bags, wrapping and packaging. Waste product should be disposed of in accordance with local laws and regulations. Clean, undamaged product may be re-used.</p> <p>TRANSPORT INFORMATION</p> <p>Not classed as hazardous for transportation.</p> <p>Ensure security of load securing straps with edge protectors should be used. It is recommended that mechanical lifting equipment is used when moving bulk quantities</p> <p>REGULATORY INFORMATION</p> <p>N/A</p>
--	---

<p>Trimform Products</p>	<p>Trimform Products, Harding Way, Somersham Road, St. Ives, Huntingdon, Cambridgeshire, PE27 3WR T 01480 461103, F 01480 461102, E info@trimformfabs.co.uk Trimform Products (a division of Building Solutions (National) Limited). Registered in England and Wales No. 11912299. ©Building Solutions (National) Limited.</p> <div>   </div> <p>Assessed to BS EN ISO 9001:15 Cert No 635-139903</p>
--------------------------	--