

TF32/1000-5-R Dripstop

Description	
Application	<p>Dripstop is a self adhesive grey fleece membrane factory fitted to the underside of a profile to control surface condensation, to reduce the risk of condensation drips and to encourage drying.</p> <p>Dripstop is suitable for use on roof slopes greater than 4°.</p> <p>Uninsulated roofs with single-skin metal sheeting are likely to suffer from surface condensation when the metal sheeting is cooled during the winter or on cold clear nights. When warm air within the building cools on contact with the metal sheeting it cannot contain the same quantity of water vapour and may become saturated with any excess water vapour condensing on the underside of the sheeting.</p> <p>The condensate can drip from the roof, wetting the building's fittings and/or contents, or may run down the roof and collect elsewhere within the building fabric where it can cause rust, rot or damage to fittings.</p> <p>Dripstop provides condensation control in a number of ways:</p> <ul style="list-style-type: none"> • The interlaced fibres of Dripstop slow the formation of condensate by insulating the sheeting and preventing drips from the underside of the roof by absorbing the moisture • Dripstop anti-con holds the moisture to prevent running or drips and enhances the speed of drying due to the increased surface area of the fleece, when the temperature and ventilation conditions are right. <p>Dripstop controls condensation in an environment where it appears cyclically (it can't prevent condensation).</p>
Profile depth	32mm
Profile cover width	1000mm
Profile pitch	200mm
Nominal profile weight	0.7mm = 6.8kg/m ²
Pack weight	Max 2.0t
Lengths	Minimum length 1.00m Maximum length 10.00m
Curve options	N/A
CE reference	TF32/1000-5-R (Roof profile - Trapezoidal): BS EN 14782:2006
Materials	<p>Substrate: 0.7mm steel, Class1, S220GD+Z275 or AZ150</p> <p>Paint finish options: To standard colour charts. Plastisol PVC(P), 200µm Polyester SP, 25µm High Build Polyester HBP, 50µm Colorcoat HPS200 Ultra®, 200µm Colorcoat® LG, 200µm Colorcoat® GP, 200µm</p> <p>Other: Enquire with Trimform Products for the availability of aluminium and other paint finishes such as PVdF and Agri-Steel™</p>



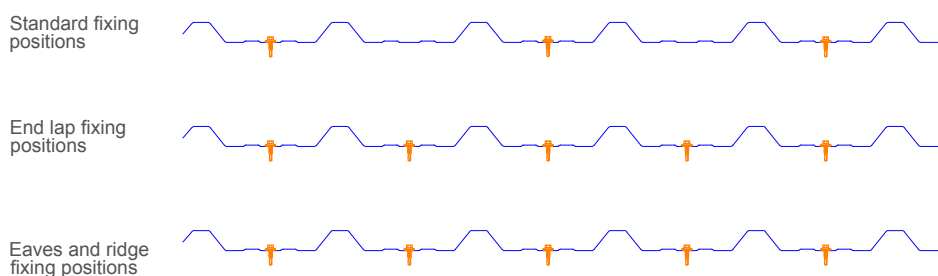
TF32/1000-5-R Dripstop

Supply	<p>In addition to supplying the products described in this data sheet, Trimform Products supplies a full range of products for the building envelope. These include:-</p> <ul style="list-style-type: none"> • Roof and wall profiles • Steadman composite panels • Steadman structural purlins and rails • Single skin and insulated gutters (bespoke to customer design) • Membrane gutters (bespoke to customer design) • Aluminium fabrications (bespoke to customer design) • Flashings (bespoke to customer design) • Woodall Fastening Systems TechBar bracket and rail spacer system • Woodall Fastening Systems TechScrew fasteners (carbon steel, stainless steel, fix to steel, fix to timber, plain or colour heads) • Sealants • Filler blocks • Rooflights
---------------	--

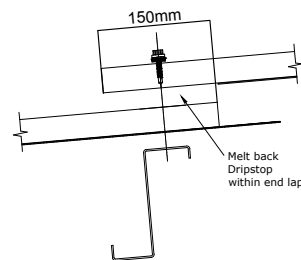
Dripstop	<p>Nominal material properties:</p> <p>Weight - EN 29073-1: 95g/m² Thickness - EN ISO 9073-2: 1.0 mm Colour White/black mix Water absorption – NF P 15-203-1, min 600 g/m² Fire classification: A2 – s1, d0 Pitch influences drainage. Relative holding capacity:</p> <ul style="list-style-type: none"> • roof pitch 0°: 900g/m² • roof pitch 45°: 700g/m² • roof pitch 90°: 500g/m²
-----------------	--

Installation

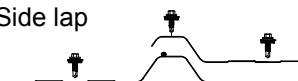
TF32/1000-5-R-DRIPSTOP: roof sheet: fixing guide



End lap - roof



Side lap



Laps/Sealants	<p>Roof: End laps: 150mm, no sealant. Side laps: one full rib overlap, 1 line 5x6mm butyl sealant</p>
----------------------	--

Fastener frequency	<p>Roof: End laps and perimeters (ridge/eaves, penetrations): 5No/m (every trough) central to a 150mm end lap. Edge distance minimum 30mm. Intermediate supports: 3 No/m. Side laps: Stitch at max 450mm centres.</p>
---------------------------	--

TF32/1000-5-R Dripstop

<p>Fastener types</p>	<p>Roof: A2 stainless steel or carbon steel 5.5mm Ø, 19mm Ø sealer washer, colour matched head Stitchers: A2 stainless steel or carbon steel 5.5mm or 6.3mm Ø, 16mm Ø sealer washer, colour matched head. MCRMA Guidance Note GD14 states a life expectancy of up to 40 years for A2 stainless steel fasteners and up to 12 years for carbon steel fasteners under external applications, 50 years and 40 years respectively for internal applications. Minimum embedment to timber 40mm.</p>
<p>Sealant types</p>	<p>Roof: Sealant: 5 x 6mm Class A butyl</p>
<p>Delivery</p>	<p>Load direct to roof or store at ground level in a protected area, on bearers (placed above each other), at a slope to drain, under tarpaulin if to be stored for longer than a week. Lift with care (do not drag sheets): <6m- by site telehandler or forklift with tines set apart, 1 pack at a time, >6m by crane using slings (not chains). Load to rafter backs. Inspect packs and record any damage/shortages on delivery paperwork, backed by photos to be sent to Trimform with a report within 48 hours.</p>
<p>Site work</p>	<p>The installer must comply with current safety and CDM regulations. Guidance is available at www.mcrma.co.uk, CDM2015 tab and Roof Safety tab. Dripstop is suitable for use on roof slopes greater than 4°. The drainage performance is affected by the pitch with more water being drained on higher pitches. For the fleece to work properly the building has to be adequately ventilated to allow the material to dry out between the cycles. Provide ventilation openings equivalent to 2.5% of the roof area at the eaves and 5% of the roof area at the ridge. Isolate Dripstop from timber purlins. At end laps or for where there is a need to prevent moisture absorption, melt the Dripstop using a hot air gun. At the ridge fit a zed upstand with 160mm x 50mm ventilation openings at 200mm centres. Roof sheets with Dripstop condensation control fleece are installed in the same way as standard sheets. Side laps should face away from the prevailing wind Before installation check that the supporting structure is in a fit condition and to an acceptable installation tolerance to receive the roof and wall construction. Fully fix as work proceeds, a profile is only walkable and non-fragile when fixed. Do not over drive fasteners causing washer dishing. Where profiles have to be cut on site:</p> <ul style="list-style-type: none"> • Use a powered nibbler, reciprocating saw or circular saw. Do not use an abrasive wheel. • Support the profile along the line of the cut. • Protect the pre-coated finishes of the profile. • Clean any swarf or debris from the pre-coated finish of the profile immediately. <p>Minor scuffing of the colour coating should not be treated. Deeper scratches which reach the substrate should be repaired with touch-up paint. The touch-up paint should only be applied to the original scratch using a fine paint brush. As touch-up paint will dry to a slightly different colour than the original coating the area which is touched up should be kept as small as possible. Keep foot traffic and following trades traffic to a minimum. If necessary, Dripstop can be cleaned by pressure washing with water.</p>

TF32/1000-5-R Dripstop

Performance										
Structural	<p>The loads shown are kN/m², permissible for the profiles at the spans shown (ie load factors are within the tables, compare with unfactored loads).</p> <ul style="list-style-type: none"> • The designer must separately check fastener capacity under negative loads (wind uplift/suction). • Minimum bearing width 40mm. • “Single” = spanning over 2 purlins, “double” = 3 purlins, “multi” = 4 or more purlins. • Avoid single spans wherever possible. • In general, for foot traffic, use crawl boards or additional protection on support centres greater than 1.8 m for 0.7mm steel profiles and 1.4 m for 0.5mm steel profiles.. “n/a” in the table indicates low resistance to construction loads. • Consider crawl boards or additional protection in all cases where the sheets are single spanning. • For spans exceeding 1.8m refer to Trimform. <p>BS 5427:16: Appendix C.5.6.4: Partial safety factors for limit state design. Load factors included within the load/span tables:</p> <ul style="list-style-type: none"> • Variable loads factor 1.5 • Permanent load factor 1.35 • Accidental load factor 1.05 • Serviceability load factor 1.0 <p>Table 10: Deflection:</p> <ul style="list-style-type: none"> • Roofs – imposed loads- L/200 • Roofs –wind L/90 • Walls – wind L/90 									
	<p>f_u = 220N/mm²</p>		<p>E = 210kN/mm²</p>		<p>Broad flange in compression</p>		<p>Narrow flange in compression</p>			
<p>t_N mm</p>		<p>Weight kg/m²</p>		<p>Web crushing R_{w,Rd} kN/m</p>		<p>M_{n,Rd} kNm/m</p>		<p>I_{n,Rd} cm⁴/m</p>		
<p>0.7</p>		<p>6.80</p>		<p>10.95</p>		<p>0.974</p>		<p>9.75</p>		
<p>M_{b,Rd} kNm/m</p>		<p>I_{b,Rd} cm⁴/m</p>								
<p>0.994</p>		<p>10.48</p>								
TF32/1000-4-R Roof: 0.7mm steel Negative/wind uplift	<p>Span</p>		<p>1.20</p>		<p>1.30</p>		<p>1.40</p>		<p>1.50</p>	
	<p>Single</p>		<p>3.68</p>		<p>3.14</p>		<p>2.70</p>		<p>2.36</p>	
	<p>Double</p>		<p>2.50</p>		<p>2.31</p>		<p>2.14</p>		<p>2.00</p>	
	<p>Multi</p>		<p>2.84</p>		<p>2.62</p>		<p>2.43</p>		<p>2.27</p>	
TF32/1000-5-R: Roof 0.7mm steel Negative/wind uplift kN/m ² Fasteners at 200mm cts	<p>Span</p>		<p>1.20</p>		<p>1.30</p>		<p>1.40</p>		<p>1.50</p>	
	<p>Single</p>		<p>3.68</p>		<p>3.14</p>		<p>2.70</p>		<p>2.36</p>	
	<p>Double</p>		<p>3.61</p>		<p>3.07</p>		<p>2.65</p>		<p>2.31</p>	
	<p>Multi</p>		<p>4.51</p>		<p>3.84</p>		<p>3.31</p>		<p>2.89</p>	
TF32/1000-4-R Roof: 0.7mm steel Positive/imposed downward	<p>Span</p>		<p>1.20</p>		<p>1.30</p>		<p>1.40</p>		<p>1.50</p>	
	<p>Single</p>		<p>3.68</p>		<p>3.14</p>		<p>2.70</p>		<p>2.36</p>	
	<p>Double</p>		<p>2.59</p>		<p>2.28</p>		<p>2.03</p>		<p>1.81</p>	
	<p>Multi</p>		<p>3.10</p>		<p>2.74</p>		<p>2.44</p>		<p>2.18</p>	
TF32/1000-4-R Roof: 0.7mm steel Positive/snow drift loads	<p>Span</p>		<p>1.20</p>		<p>1.30</p>		<p>1.40</p>		<p>1.50</p>	
	<p>Single</p>		<p>4.89</p>		<p>3.85</p>		<p>3.08</p>		<p>2.50</p>	
	<p>Double</p>		<p>3.70</p>		<p>3.26</p>		<p>2.89</p>		<p>2.59</p>	
	<p>Multi</p>		<p>4.44</p>		<p>3.91</p>		<p>3.48</p>		<p>3.12</p>	
<p>Non Fragility to ACR[M]001</p>		<p>0.7mm: Class B when screw fixed as described in the Installation section</p>								
<p>Durability</p>		<p>Refer to the materials product datasheet “TF19-Materials-a” for the durability performance of a particular material.</p> <p>In general:- PVC plastisol finishes have a surface texture (leather grain or scintilla), polyester finishes are smooth. 200µm plastisol PVC paint finishes are most tolerant of foot traffic and installation and are particularly suited to roofing. Colorcoat HPS200 Ultra® has the longest manufacturer-to-building owner guarantee (Confidex®, up to 40</p>								

TF32/1000-5-R Dripstop

	<p>years).</p> <p>Colorcoat® LG and Colorcoat® GP have guarantees of up to 25 years, available via Trimform.</p> <p>Polyester coated materials are the most economic choice</p> <p>High Build Polyester (HBP) has the best durability and tolerance of installation of the smooth finish polyester painted materials.</p> <p>Standing water must be avoided on pre-painted steel.</p> <p>The minimum pitch for painted materials is generally 4° (HPS200 Ultra® 1°)</p> <p>Pre-painted finishes perform better if exposed to rainwash, this applies to roofs and walls.</p> <p>Roofs and walls should be inspected annually and any debris or items standing on the painted surface removed (build ups of moss/ leaves/ builders debris, dead birds etc).</p> <p>Damage to painted surfaces must be repaired.</p> <p>If necessary, Dripstop can be cleaned by pressure washing with water.</p>
<p>Fire properties</p>	<p>Colorcoat HPS200 Ultra®, Colorcoat® LG and Colorcoat® GP:</p> <p>External fire performance: EN13501-5: Class B_{ROOF} t(4).</p> <p>Reaction to fire: EN13501-1: CWFT C-s3,d0, Commission Decision 2010/737/EU table 2</p> <p>Generic Plastisol coated (PVC) steel:</p> <p>External fire performance: CWFT Commission Decision 2005/403/EC B_{ROOF} t(1,2,3)</p> <p>Reaction to fire: EN13501-1: CWFT C-s3,d0 Commission Decision 2010/737/EU table 2</p> <p>Generic Polyester coated (PE) steel:</p> <p>External fire performance: CWFT Commission Decision 2000/553/EC</p> <p>Reaction to fire: Commission Decision 2010/737/EU table 1: A1</p> <p>Dripstop:</p> <p>Reaction to fire: EN13501-1: CWFT A2-s1,d0</p>
<p>Biological</p>	<p>Dripstop has good resistance to most acids, hydroxides and sulphides and does not support the growth of bacteria or mould.</p>

TF32/1000-5-R Dripstop

Safety data

COMPOSITION/INFORMATION ON INGREDIENTS

Single skin coated steel profiled sheets products used for roof and wall cladding industrial and commercial buildings. Refer to Trimform and industry standard installation guidance for use. To be used in accordance with industry standard practices, Building Regulations and site RAMS. If any other use is to be considered, please contact Trimform.

HAZARDS

1. Under normal conditions of storage and when fixed, the products do not constitute a hazard.
2. During the fixing operation or whilst handling, laceration of the skin is possible on the edges of the sections, and if oil is present on the material skin contamination may occur.
3. When breaking open strapping which is used to secure bundles of sections, there is a risk of skin or eye injury.
4. Some components are heavy and injury may result from incorrect lifting or handling.
5. Cutting the product may cause flying swarf, which could injure skin, particularly eyes.
6. When subjected to elevated temperatures, e.g. during welding or flame cutting, fumes containing oxides of iron and zinc may be produced, which can cause metal fume fever if inhaled. This is a short lasting condition with symptoms similar to influenza.
7. If involved in a fire, any plastic components could degrade and generate smoke and fumes, which could be toxic if inhaled.

FIRST AID MEASURES

- Inhalation: N/A
- Skin: Wash with soap and water
- Eyes: If dust makes contact with eyes, rinse with clean water
- Ingestion: N/A
- Other: Seek medical attention if any symptoms persist

FIRE-FIGHTING MEASURES

These products do not pose a fire hazard. However, packaging, rubber elements and protective coatings may be combustible and emit hazardous fumes. No special fire fighting procedures or extinguishing media's are required to deal with burning products.

ACCIDENTAL RELEASE MEASURES

Product discarded in an unaltered form is classified as a non-hazardous waste.

HANDLING/STORAGE

1. Store in a location free from ignition hazard, such as open flames, cutting and welding torches, high surface temperatures, electric heaters and other forms of direct radiant heat.
2. Ensure stability of stack and provide adequate aisle space for access between stacks.
3. Store packs off the ground and on a slope so that should rain water penetrate the wrapping, water will drain away.
4. Support the packs evenly with bearers spaced at 2m. Bearers should always be placed one directly above another.
5. During the fixing operation or whilst handling, laceration of the skin is possible on the edge of the sheet.
6. Product is supplied in heavy bundles and injury may result from incorrect lifting or handling.

TF32/1000-5-R Dripstop

- Cutting the product may cause flying swarf, which could injure skin, particularly eyes. Cutting can also produce dust, which can cause irritation if inhaled.

EXPOSURE CONTROL/PERSONAL PROTECTION

- Protective clothing, particularly gloves, should be worn to avoid skin laceration.
- Eye and ear protection should be used when cutting.
- Handling sheets and bundles should be in accordance with HSE recommendations.
- Do not use flame cutting equipment, blow lamps, or any high temperature equipment or process near the panels.
- If subject to abnormally high temperatures ensure adequate ventilation.
- In a fire, breathing apparatus should be worn.

PHYSICAL AND CHEMICAL PROPERTIES

Coated steel sheets rolled to various profiles. Steel is hot-dip galvanised or Aluzinc coated.

STABILITY AND REACTIVITY

Stable and un-reactive under normal conditions.

TOXICOLOGICAL INFORMATION

N/A

ECOLOGICAL INFORMATION

Non-hazardous product with no known adverse environmental effects.

DISPOSAL INFORMATION

Dispose at an authorised metal recycling facility in accordance with the Waste Management Licensing Regulations.

Observe usual safety precautions with polythene bags, wrapping and packaging. Waste product should be disposed of in accordance with local laws and regulations. Clean, undamaged product may be re-used.

TRANSPORT INFORMATION




Not classed as hazardous for transportation.

Ensure security of load securing straps with edge protectors should be used. It is recommended that mechanical lifting equipment is used when moving bulk quantities

REGULATORY INFORMATION

N/A

TF32/1000-5-R Dripstop

References	
Reference Standards	<p>BS EN 508-1:2014 BS EN 14782:2006 BS EN 10346: 2015 BS 5427:2016 MCRMA GD 20 Guidance document on serviceability states and deflection criteria</p> <p>BS EN 1991-1-3:2003+A1:2015 EN13501-1:2016 EN13501-5:2016 ACR[M]001:2014 :5th Edition. MCRMA Guidance Documents and Design Guides (www.mcrma.co.uk)</p>
Trimform Products	<p>Trimform Products, Harding Way, Somersham Road, St. Ives, Huntingdon, Cambridgeshire, PE27 3WR T 01480 461103, F 01480 461102, E info@trimformfabs.co.uk Trimform Products (a division of Building Solutions (National) Limited). Registered in England and Wales No. 11912299. ©Building Solutions (National) Limited. Colorcoat HPS200 Ultra®, Colorcoat® LG, Colorcoat® GP and Confidex® are trademarks of Tata Steel UK Limited</p> <div style="display: flex; justify-content: space-around; align-items: center;">    </div>